



## Reusable EMG Digital Ring Electrodes

### Instructions for Use:



Natus Neurology Incorporated  
3150 Pleasant View Road  
Middleton, Wisconsin 53562 USA  
Tel: +1 608-829-8500  
Website: [natus.com](http://natus.com)



EU Representative / Importer  
Natus Manufacturing Limited  
IDA Business Park  
Gort, Co. Galway, Ireland



Arazy Group Switzerland GmbH  
Bruderholzallee 53  
4059 Basel  
Switzerland  
[swiss.ar@arazygroup.com](mailto:swiss.ar@arazygroup.com)



**UK Responsible Person**  
Natus Nicolet UK Ltd  
Baynards Green Trading Estate  
Prospect House  
Oxfordshire  
Bicester  
OX27 7SG  
England, United Kingdom



Rx only



### Associated product part numbers:

5032-TP and 6032-TP

**Description:**

Reusable EMG Digital Ring Electrodes are used to assess the propagation properties of normal and diseased nerves. Electrodes are expected to maintain a continuous connection for monitoring electromyogenic and physiologic data signals.

**Intended Use:**

Reusable EMG Digital Ring Electrodes are designed to be placed on a finger or toe for stimulation or data acquisition during neurological tests by trained clinical personnel.

**Intended User and Target Patient Group:**

The product is for use only under the direction of trained medical professionals in acquiring electrophysiologic signals.

**Clinical Benefits:**

Facilitates obtaining an EMG recording to detect any irregularities indicative of muscle disorders.

**Contraindications and Side Effects:**

There are no known contraindications or side effects for procedures performed with Natus Reusable EMG Digital Ring Electrodes. See Warnings or Precautions below.

**Operating Instructions:**

- Prepare the electrode site prior to application making sure that the site is clean and dry.
- Prepare the skin with alcohol or an abrasive agent. Place conductive gel on the desired area. Place loops around patient's fingers making sure of good contact with the conductive gel.
- Adjust loops to hold the electrode in place.
- Connect the electrode to an amplifier using the appropriate connector.
- Check that clear, strong signals are being transmitted following connection.

**Cleaning Instructions:**

- Clean with a commercial wipe such as CaviWipes™ or Sani-Cloth® to remove visible soil.
- Wipe the article using a lint-free cloth and air dry.

**Understanding Cautions Statements:**

**CAUTION**

**Refers to a hazardous situation that could result in minor or moderate injury or material damage if not avoided.**

- Information on how the hazardous situation is avoided.

**Warnings and Precautions:****CAUTION**

**Device dropped or damaged in transit/use could lead to loss of function or delayed diagnosis.**

- Inspect the device prior to each use and do not use if damaged.

**Improper usage of Electrode can lead to Data loss.**

- Users should check signal quality before and after connection of EMG electrodes.

**Excessive force applied to electrode may cause skin damage or redness.**

- Avoid excessive force on the electrode when applying and during use.

**Prolonged electrode use can cause patient skin redness or damage.**

- Periodically check for patient skin redness due to electrode, and either stop using the electrode or move the electrode to a new location.

**Modifications to the device can affect function and performance.**

- Do not modify this equipment without authorization of the manufacturer.

**Environmental Specifications:****Operating Conditions:**

- Temperature: +10°C (+50°F) to +30°C (+86°F)
- Relative Humidity: 20% to 80%
- Pressure: 70 kPa to 106 kPa

**Storage Conditions:**

- Temperature: 0°C (+32°F) to +30°C (+86°F)
- Relative humidity: 20% to 80%
- Pressure: 50 kPa to 106 kPa

**Disposal Instructions:**

Natus is committed to meeting the requirements of the European Union WEEE (Waste Electrical and Electronic Equipment) Regulations 2014. These regulations state that electrical and electronic waste must be separately collected for the proper treatment and recovery to ensure that WEEE is reused or recycled safely. In line with that commitment Natus may pass along the obligation for take back and recycling to the

end user, unless other arrangements have been made. Please contact us for details on the collection and recovery systems available to you in your region at [natus.com](http://natus.com)

Electrical and electronic equipment (EEE) contains materials, components and substances that may be hazardous and present a risk to human health and the environment when WEEE is not handled correctly. Therefore, end users also have a role to play in ensuring that WEEE is reused and recycled safely. Users of electrical and electronic equipment must not discard WEEE together with other wastes. Users must use the municipal collection schemes or the producer/importers take-back obligation or licensed waste carriers to reduce adverse environmental impacts in connection with disposal of waste electrical and electronic equipment and to increase opportunities for reuse, recycling and recovery of waste electrical and electronic equipment.

Equipment marked with the below crossed-out wheeled bin is electrical and electronic equipment. The crossed-out wheeled bin symbol indicates that waste electrical and electronic equipment should not be discarded together with unseparated waste but must be collected separately.












**Disclaimer:**








Natus Medical Incorporated is not responsible for injury, infection or other damage resulting from the use of this product.

Any serious incident that has occurred in relation to the device should be reported to Natus Medical Incorporated and the competent authority of the Member State in which the user and/or patient is established.

Refer to the Natus website for an electronic copy of this document.

## Glossary of Symbols:

Symbol	Standards Reference	Standard Title of Symbol	Symbol Title as per Referenced Standard	Explanation
	-	-	An indication of Medical device	This product is a medical device.
<b>Rx only</b>	21 CFR Part 801.109(b)(1)	Labeling-Prescription devices.	Prescription only	Indicates the product is authorized for sale by or on the order of a licensed healthcare practitioner.
	ISO 15223-1 Symbol 5.1.1	Medical devices — Symbols to be used with medical device labels, labelling and information to be supplied.	Manufacturer	Indicates the medical device manufacturer.
	ISO 15223-1 Symbol 5.1.2	Medical devices — Symbols to be used with medical device labels, labelling and information to be supplied.	Authorized representative in the European Community	Indicates the Authorized representative in the European Community.
	ISO 15223-1 Symbol 5.1.6	Medical devices — Symbols to be used with medical device labels, labelling and information to be supplied.	Catalogue number	Indicates the manufacturer's catalogue number so that the medical device can be identified.
	ISO 15223-1 Symbol 5.1.5	Medical devices — Symbols to be used with medical device labels, labelling and information to be supplied.	Batch or Lot code	Indicates the manufacturer's batch code so that the batch or lot can be identified.
	ISO 15223-1 Symbol 5.1.3	Medical devices — Symbols to be used with medical device labels, labelling and information to be supplied.	Date of manufacture	Indicates the date when the medical device was manufactured.
 natus.com	ISO 15223-1 Symbol 5.4.3 Annex A #A.15	Medical devices — Symbols to be used with medical device labels, labelling and information to be supplied.	Consult instructions for use	Indicates an instruction to consult an electronic instructions for use (eIFU).
	ISO 60601-1 Table D.2 #10	Medical electrical equipment — Part 1: General requirements for basic safety and essential performance.	Follow instructions for use	Refer to instruction manual/ Booklet.  NOTE on ME EQUIPMENT "Follow instructions for use"
	ISO 15223-1 Symbol 5.4.4  ISO 60601-1 Table D.1 #10	Medical devices — Symbols to be used with medical device labels, labelling and information to be supplied.  Medical electrical equipment — Part 1: General requirements for basic safety and essential performance.	Caution: Read all warnings and precautions in instructions for use	Indicates the need for the user to consult the instructions for use for important cautionary information such as warnings and precautions that cannot, for a variety of reasons, be presented on the medical device itself.

Symbol	Standards Reference	Standard Title of Symbol	Symbol Title as per Referenced Standard	Explanation
	ISO 15223-1 Symbol 5.3.7	Medical devices — Symbols to be used with medical device labels, labelling and information to be supplied.	Temperature limit	Indicates the (storage) temperature limits to which the medical device can be safely exposed.
	ISO 15223-1 Symbol 5.3.8	Medical devices — Symbols to be used with medical device labels, labelling and information to be supplied.	Humidity limitation	Indicates the range of (storage) humidity to which the medical device can be safely exposed.
	ISO 15223-1 Symbol 5.2.8	Medical devices — Symbols to be used with medical device labels, labelling and information to be supplied.	Do not use if package is damaged	Indicates a medical device that should not be used if the package has been damaged or opened.
	ISO 15223-1 Symbol 5.4.5 (Reference Annex B for the general prohibition symbol)	Medical devices — Symbols to be used with medical device labels, labelling and information to be supplied.	Not made with Natural Rubber Latex	Indicates a medical device that is not made with natural rubber latex.
	2012/19/EU	Waste Electrical and Electronic Equipment (WEEE)	Disposal at end of operating life instructions	Indicates that electrical and electronic equipment waste should not be discarded together with unseparated waste but must be collected separately.
	UKCA Medical Device Regulation (SI 2022 No 618, as amended) (UK MDR 2002)	UKCA Medical Device Regulation	UKCA Mark	In compliance with the United Kingdom technical conformity.
	MDR 2017/745, EU Medical Device Regulation	CE Mark	CE Mark	CE Mark

Product Part Numbers	Product Description
5032-TP	Spring style, 1.0m (36"), (1.5mm DIN), 1 pair/pkg
6032-TP	Spring style, 49cm (19"), (1.5mm DIN), 1 pair/pkg

017W035\_8 11/2022