

## Glucose Lancet

for Micropreemies to Full-Term Babies

English

Sterile Single Use Needle Retracts and Locks After Use. Not made with natural rubber latex.

### INSTRUCTIONS FOR USE

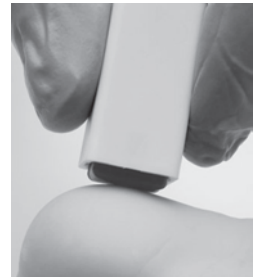
#### For Use On Baby's Heel or Adult's Fingers



1. Remove protective cap










2. Place the raised red platform end of lancet on the site.



3. Gently press down to activate the lancet.


REF	Description	Quantity
1040043	Un-bagged, 1.0mm depth (g21) for Micropreemies to Full-Term Babies (yellow)	100 per box
1040041	Un-bagged, 1.8mm depth (g21) for Full-Term Babies and Adults (gray)	100 per box

 Sterile when protective cap is in place. Do not use if protective cap has been removed. Handle all biologic sample and blood collection “sharps” according to the policies and procedures of your facility. Discard all blood collection “sharps” in bio-hazard containers approved for their disposal.

Symbol	Meaning
	Consult Instructions for Use
	Do not reuse
<b>LOT</b>	Batch code / Lot number
	Expiration date
	Caution
	Manufacturer
<b>REF</b>	Catalog Number
<b>STERILE R</b>	Method of sterilization using irradiation
	Date of Manufacture

**STERILE R**



 **Natus Medical Incorporated**  
 5900 First Avenue South  
 Seattle, WA 98108 USA  
 INTL: 1-206-767-3500  
 US: 1-800-303-0306  
[www.natus.com](http://www.natus.com)

**Technical Support**  
 INTL: 206-767-3500  
 US: 1-866-940-7143  
[seattle\\_technical\\_service@natus.com](mailto:seattle_technical_service@natus.com)