

Document Description

The document describes how to install QuickSIN Software 8-49-91300_x from either a DVD or a Zipped file.

Installation:

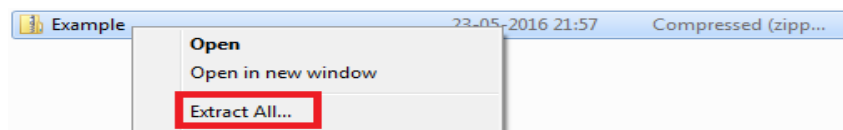
Installation from the DVD:



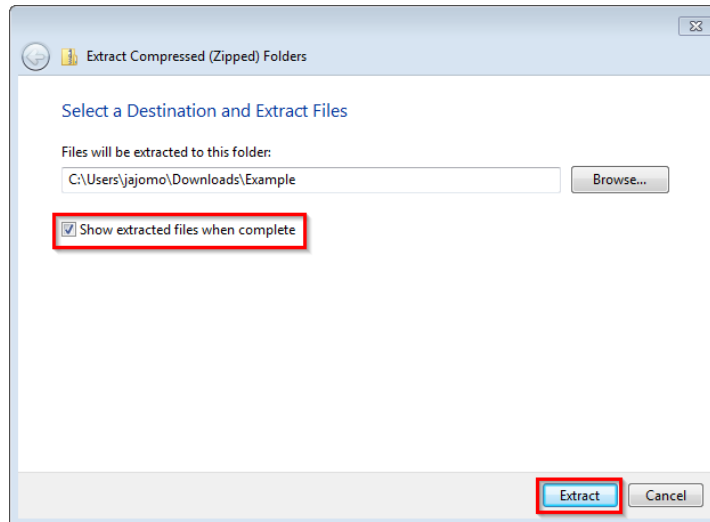
1. Insert the DVD into the Computer drive.
2. If the DVD content doesn't automatically open up, browse to the DVD drive using Windows explorer on the PC.

Installation from a Zip file:

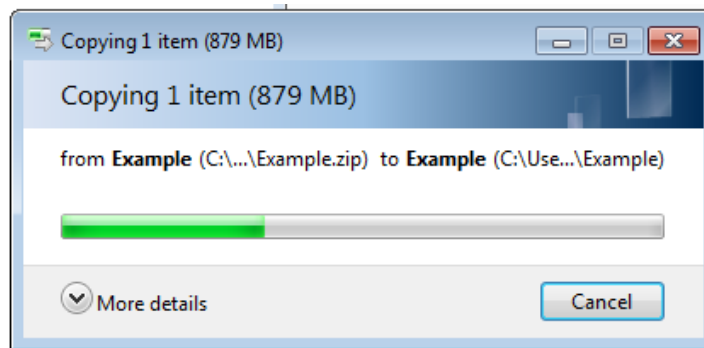
3. Right click on the Zip file and select **"Extract All"**





4. Make sure that the **“Show extracted files when complete”** is selected, and click the **“Extract”** button.



5. Extracting the Zip file is in progress.



6. Click on the **“setup”** file to begin the QuickSIN installation.

Name	Date modified	Type	Size
 QuickSIN User Guide	23-02-2016 03:02	Adobe Acrobat D...	913 KB
 setup	17-03-2016 12:49	Application	458.393 KB

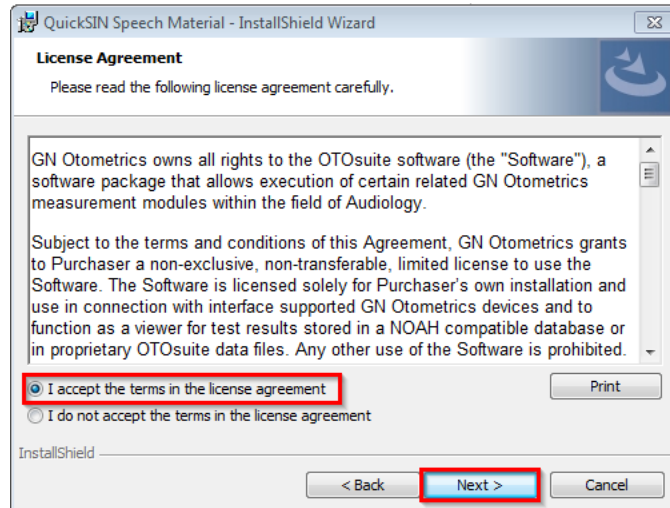
7. Preparing to Install.



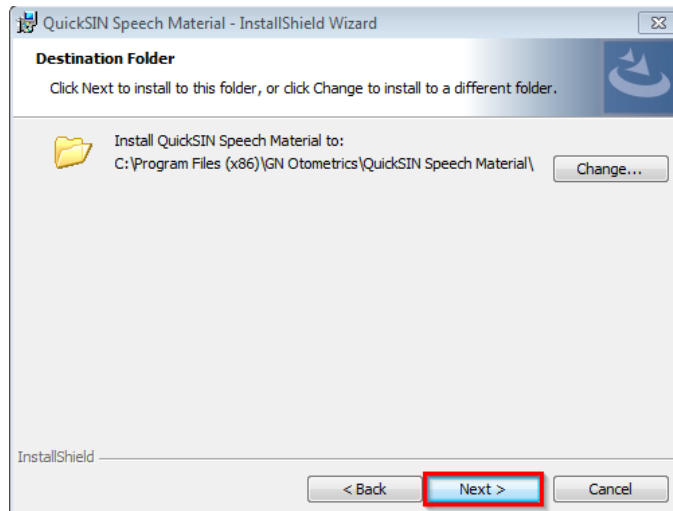
8. Click “Next” to begin the installation.



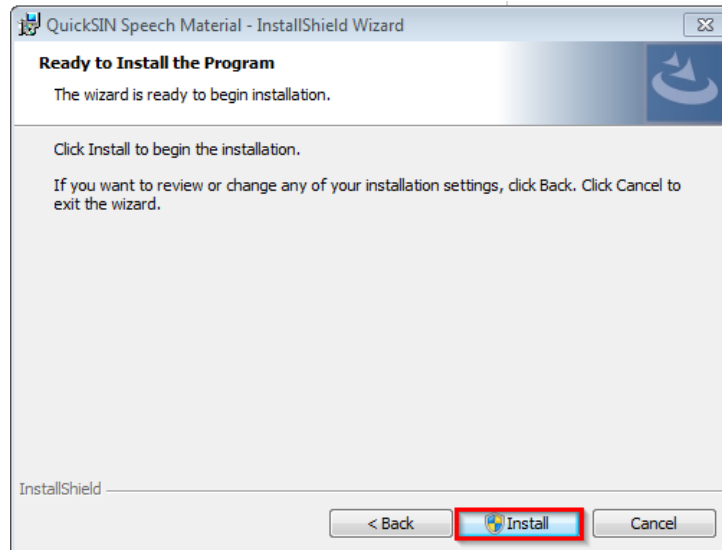
- 9 Select the **“I agree”** check box, and click **“Next”**



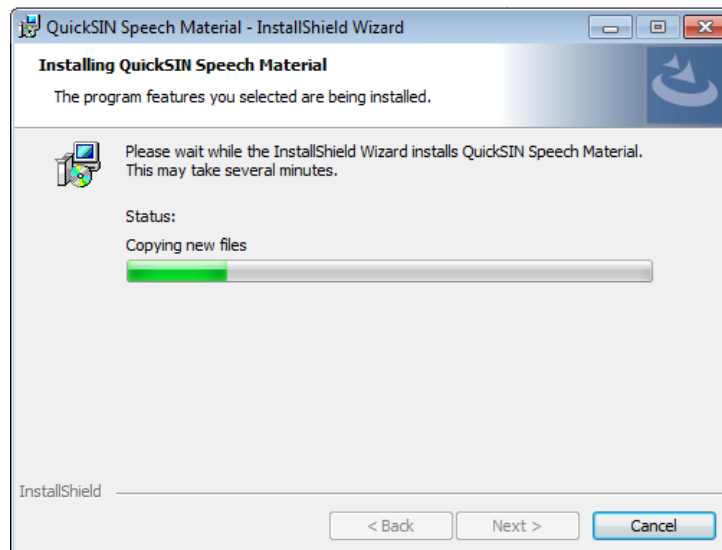
- 10 Click **“Next”** to continue to the installation screen.



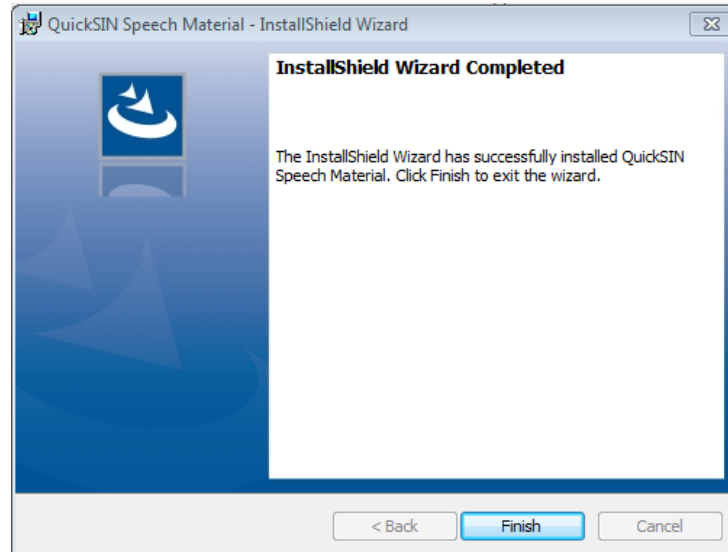
11 Click **“Install”** to begin the installation.



12 Installation in process.



13 Installation is complete. Click “Finish”

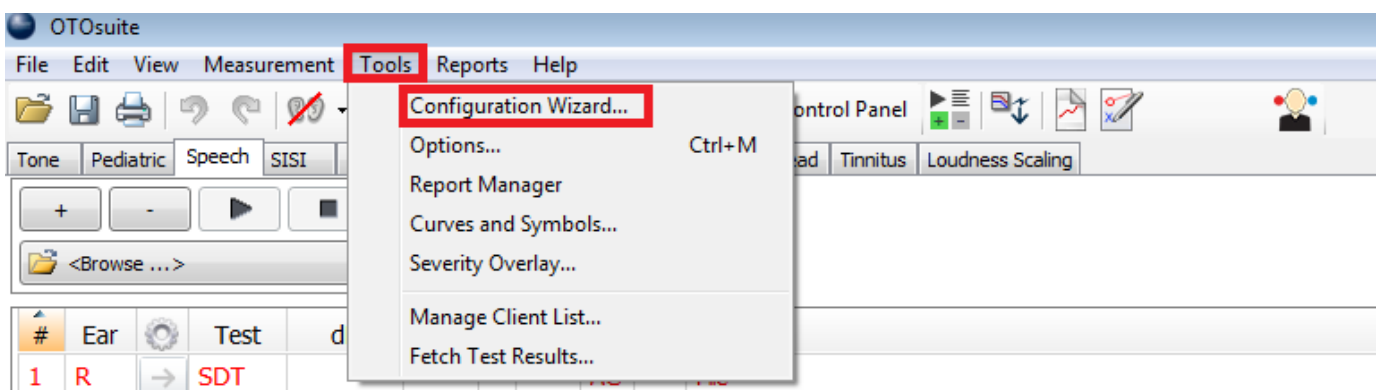


Licensing the QuickSIN in OTOsuite.

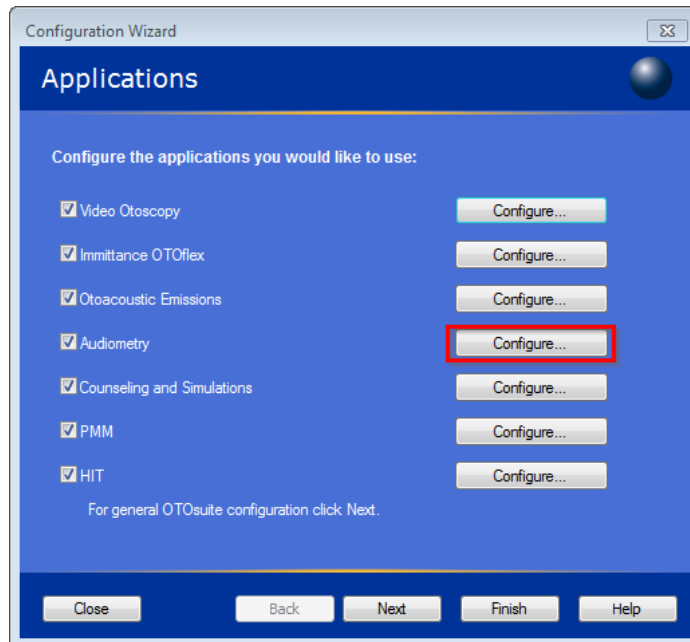
1. Open OTOsuite.



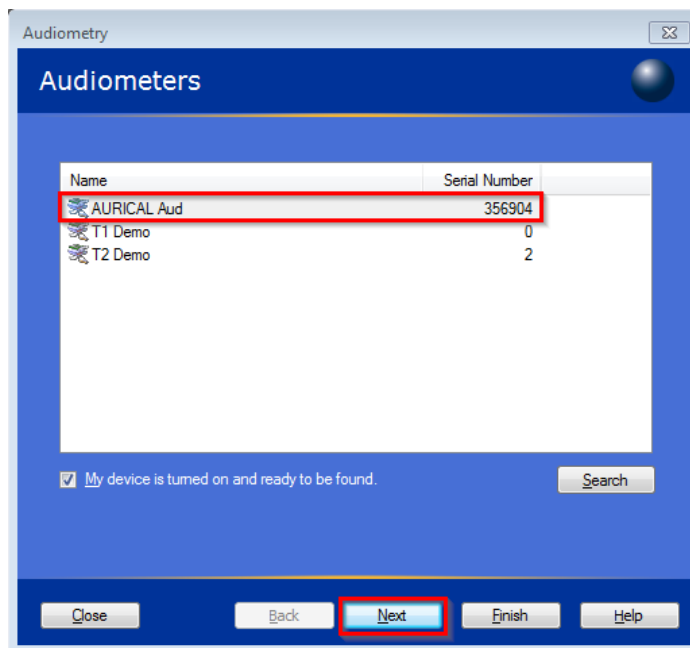
2. Go to “Tools” and the “Configuration Wizard” in the OTOsuite menu.



3. Click on the Audiometry **“Configure”** button.



4. Select an audiometer on the list and click **“Next”**.



5. Enter the license information from the supplied license document into the “My Customer Key” and the “QuickSIN” in the OTOSuite License Keys. A green check mark will indicate that the information is correctly typed in.

If the QuickSIN license is added to an existing license(s), make sure that the Customer Key on the license paper match what is typed into the License Keys window.

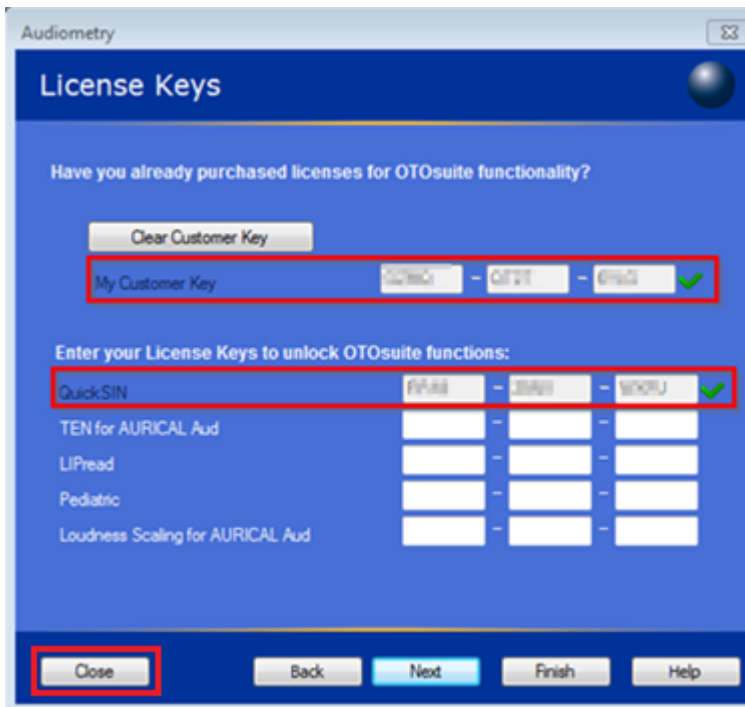
License Keys

The keys listed below are license keys to enable your registered features within the Purchased Software Application.

Customer Key:
XXXXXX-XXXX-XXXX

Application Key(s):
*QuickSIN: XXXX-XXXX-XXXX

License Agreement
GN Otometrics owns all rights to the present software (the "Software"), a software package that allows execution of certain related GN Otometrics measurement modules within the field of Audiolog.



6. Click “Close” to exit the Configuration Wizard.